

ADVANCED EXPERIMENT

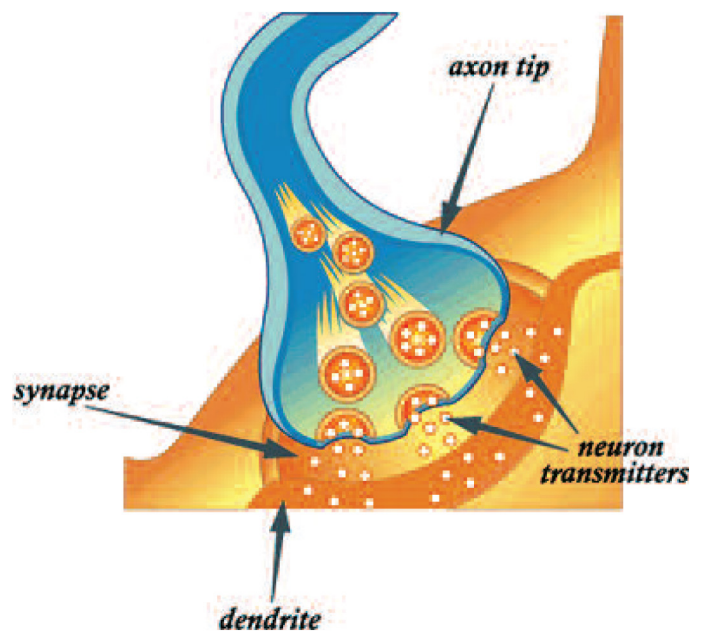
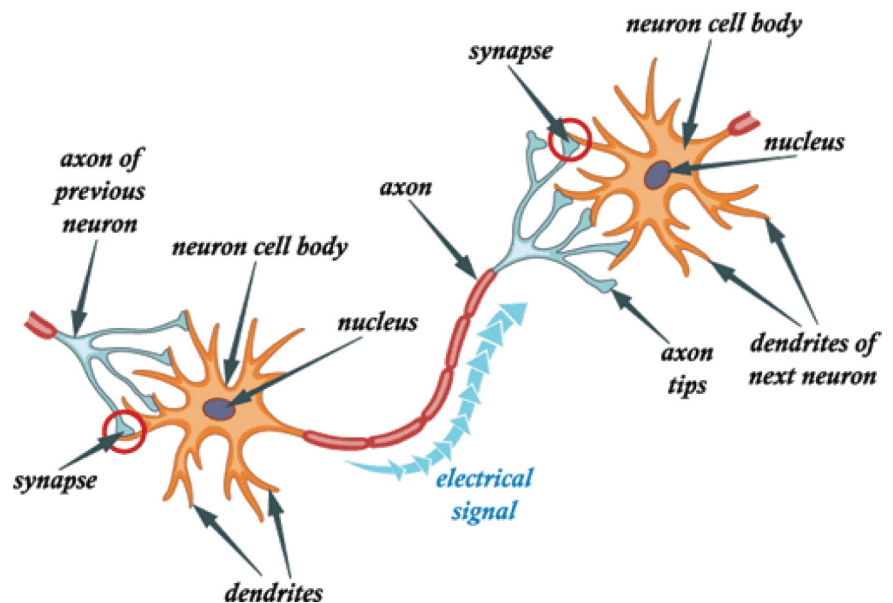
Nervous Energy


Background

Nerve impulses travel from one **neuron** (nerve cell) to another in the form of electrical signals. Each neuron consists of a **cell body**, short threadlike projections called **dendrites**, and one longer thread called an **axon**. The electrical signals are received by the dendrites of a neuron and then passed along the axon to the dendrites of adjacent neurons.

Interestingly, axons and dendrites don't actually touch. There is a space between them, called a synapse. So how does the electrical signal "jump" the gap? You could say the energy changes form. The electrical current causes chemicals in the axon tip to be released. These chemicals, called neurotransmitters, flow across the synapse and lock on to the dendrite of the next neuron, where they cause new electrical signals to be generated and passed on in the same manner.

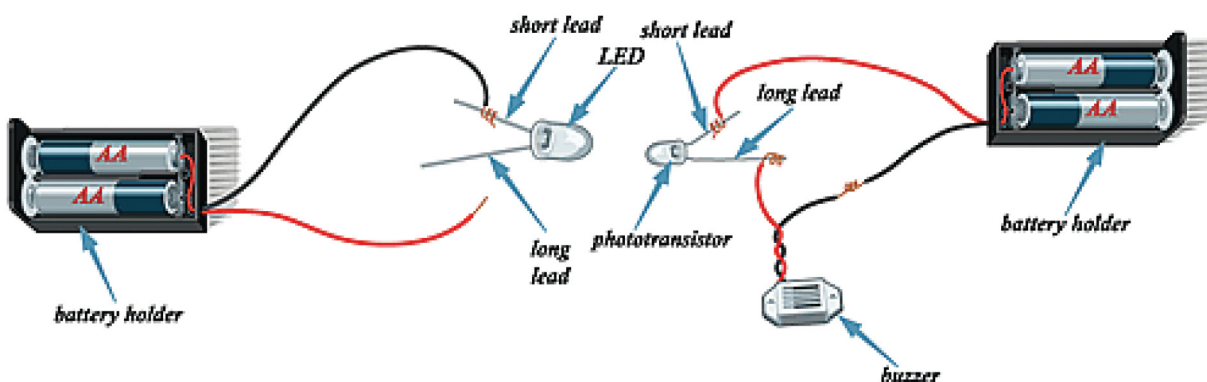
You can use common electronic components to model how nerve impulses get relayed from one neuron to another in the body.





ADVANCED EXPERIMENT

Nervous Energy (continued page 2 of 3)

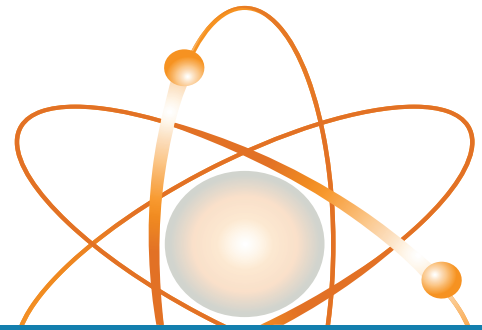


Materials

- 4 AA batteries
- 2 battery holders
- 3-volt DC buzzer
- 1 infrared phototransistor
- 1 jumbo super-bright LED (light-emitting diode)
- electrical tape

Steps

1. Set up the equipment as shown. Make sure the shorter lead of the LED is connected to the black wire of the battery holder. Similarly, make sure the shorter lead of the phototransistor is connected to the red wire of the other battery holder. Wrap a small piece of electrical tape around each connection.
2. You should have two circuits. The circuit on the left contains batteries, wire, and an LED. The circuit on the right contains batteries, wire, a phototransistor, and a buzzer. Electricity travels in a loop called a circuit. Every circuit has an energy source, wires, a load, and a switch.
3. Line up the LED with the phototransistor, leaving about a half inch of space between them. Then touch the end of the loose red wire to the long lead of the LED. The LED should light up and the buzzer should sound. If the buzzer doesn't sound, check the alignment of the LED and the phototransistor and then repeat until it does.



Questions

Congratulations! You've just modeled how nerve impulses get transmitted from one neuron to the next. Now test your understanding by answering the following questions.

1. Which part of the setup represents:

neuron cell bodies? _____

an axon? _____

the axon tip? _____

the synapse? _____

a dendrite? _____

the nerve impulse? _____

2. How is the light from the LED like the neurotransmitters released by an axon tip?

3. Why do you think the buzzer was used in this demonstration?

4. What might the buzzer represent in the body?

